

Alinma Orphan Care Endowment Fund

Approved by Alinma Sharia Board

الإيمان للاستثمار alinma investment



3rd Quarter 2024

C. R. No. 1010269764 | CMA License No. 09134 - 37

Objective of the Fund

The Fund will diversify the portfolio of assets under multiple asset classes in order to maintain the principle asset and seek moderate growth that meets the endowment Beneficiary's needs, through balanced investment policies diversified in long and short-term assets in accordance with a conservative investment strategy according to the terms and conditions.

Fund Information

| | |
|---|--|
| Fund Start Date | 14 July 2019 |
| Unit Price upon Offering | 10.00 |
| Size of the Fund | 30,769,500.58 |
| Type of Fund | Open Ended Public Fund |
| Currency of the Fund | Saudi Riyal |
| Level of Risk | High |
| Benchmark | * 35% of the Alinma Saudi Stock Index compliant with Sharia controls, provided by Ideal Ratings * 14% of the Saudi real estate traded funds index * 34% of the rate of return on transactions between Saudi banks for a period of three (3) months (SAIBID 3 months) * 17% of the Saudi Sukuk Index (government, companies) |
| Number of Distributions | Annually |
| Percentage of Fees for the management of the invested funds | 0.75% Per Annum |
| Investment Advisor & Fund sub-manager | Not Applicable |
| Number of days of the weighted average | Not Applicable |
| Full Ownership | 100% |
| Usufruct Right | 0% |

Fund Information as at the end of Third Quarter 2024 (September 2024)

| | | | |
|--------------------------------|-----|--------------|-------|
| Total Expense Ratio (TER) | SAR | 93,004.90 | 0.31% |
| Borrowing Percentage | SAR | 0.00 | 0.00% |
| Dealing Expenses | SAR | 58,524.37 | 0.19% |
| Investment of the Fund Manager | SAR | 0.00 | 0.00% |
| Distributed Profits | SAR | 2,041,892.00 | 6.69% |

Revenue

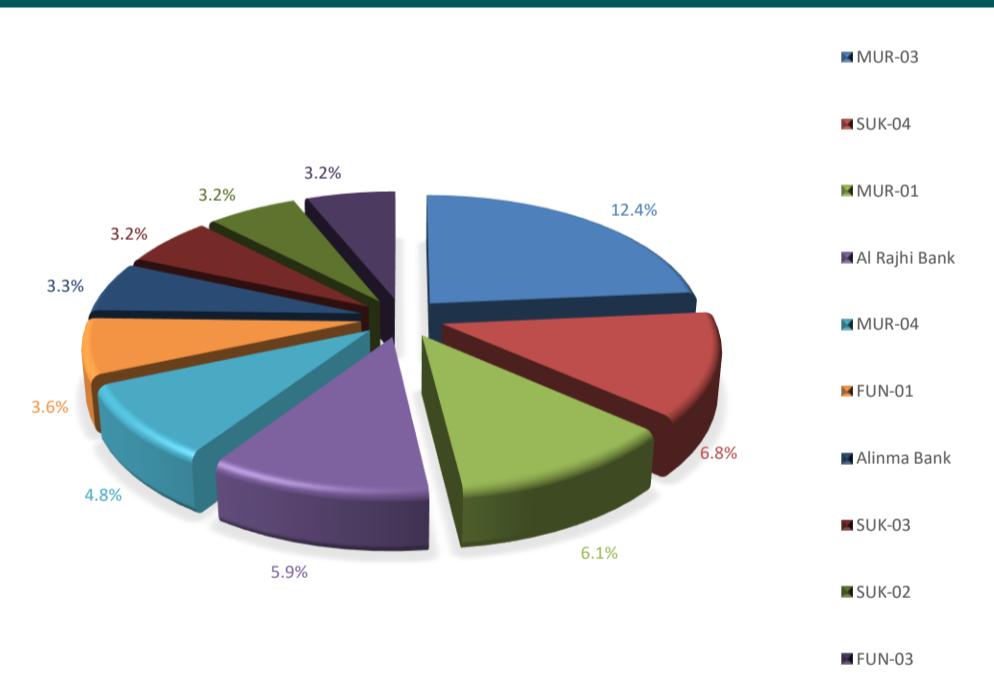
| | 3M | YTD | 1Y | 3Y | 5Y |
|------------------------|--------|--------|--------|--------|--------|
| Fund Performance | 3.16% | 3.75% | 10.37% | 22.52% | 43.76% |
| Benchmark Performance | 5.23% | 4.93% | 9.99% | 8.59% | 38.16% |
| Performance Difference | -2.07% | -1.18% | 0.38% | 13.93% | 5.60% |

| Performance & Risk | 3M | YTD | 1Y | 3Y | 5Y |
|--------------------|-------|--------|-------|-------|-----|
| Standard Deviation | 1.80% | 4.49% | 4.03% | 8.05% | N/A |
| Sharpe | -0.02 | -0.01 | -0.01 | 0.00 | N/A |
| Tracking Error | 0.42% | 0.62% | 0.90% | 5.26% | N/A |
| Beta | 0.15 | 1.04 | 0.84 | 0.48 | N/A |
| Alpha | 1.02% | -0.03% | 0.14% | 0.67% | N/A |
| Information Index | -2.49 | -5.52 | -2.78 | -0.24 | N/A |

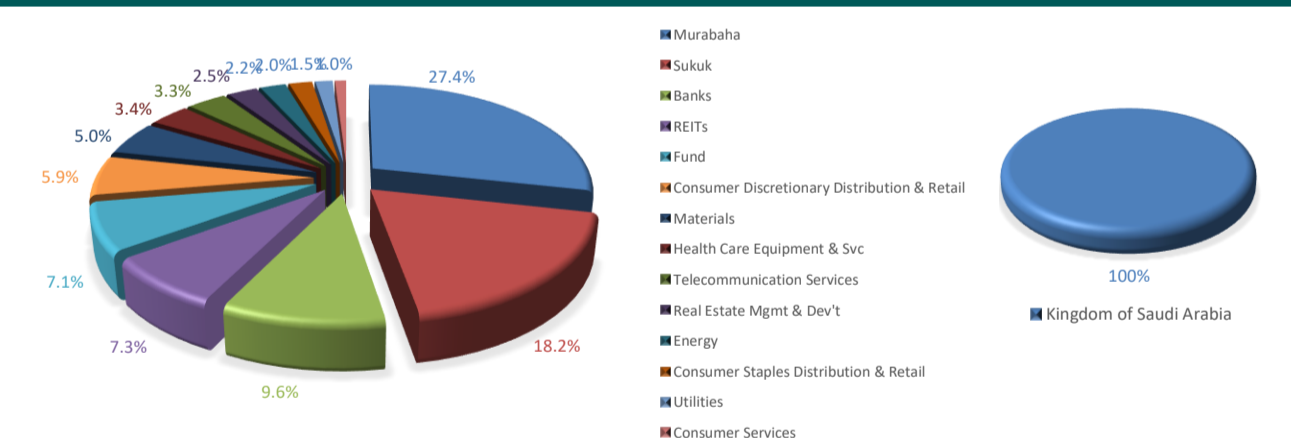
Price Information as at the end of Third Quarter 2024 (September 2024)

| | |
|------------------------------------|----------------|
| Unit Price - at the end of Quarter | 12.89 |
| Change in Unit Price | 3.16% |
| Total Units of the Fund | 2,368,847.30 |
| Total Net Assets | 30,534,256.66 |
| P/E Ratio | Not Applicable |

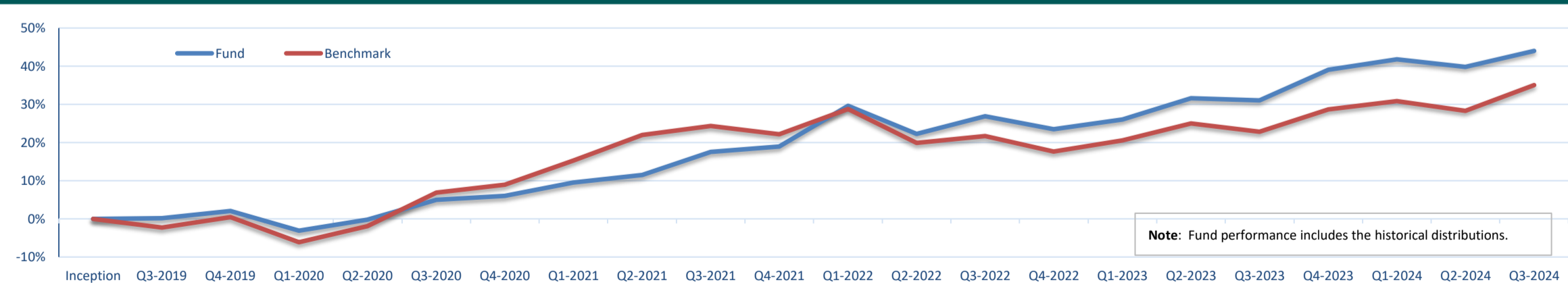
Top Ten Investments



Fund's Asset Distribution (Sector/Geographic)



Fund Performance since beginning



Disclaimer

This material is produced by Alinma Investment Company, a firm authorized and regulated by the Capital Market Authority of Kingdom of Saudi Arabia. Past performance is not a guide to future returns. All the information contained in this document is believed to be reliable but may be inaccurate or incomplete. A full explanation of the characteristics of the investment is given in the prospectus. Any opinions stated are honestly held but are not guaranteed. They may be subject to change and should not be interpreted as investment advice. The information provided should not be considered as a recommendation or solicitation to purchase, sell or hold these securities. It should also not be assumed that any investment in these securities was or will be, profitable. Alinma Investment accepts no liability for any loss arising from the use of this document or its contents or otherwise arising in connection therewith. Alinma Investment shall have no responsibility or liability whatsoever in respect of any inaccuracy in or omission from this or any other document prepared by Alinma Investment for, or sent by Alinma Investment to any person and any such person shall be responsible for conducting his own investigation and analysis of the information contained or referred to in this document and of evaluating the merits and risks involved in the securities forming the subject matter of this or other such document.

Head Office
P. O. Box 55560
Riyadh 11544
KSA
Tel +966 (11) 218 5999
Fax +966 (11) 218 5970
email info@alinmainvest.com
Website www.alinmainvestment.com