


Alinma IPO Fund

Approved by Alinma Sharia Board

الإيمان للاستثمار

alinma investment



May 2024

C. R. No. 1010269764 | CMA License No. 09134 - 37

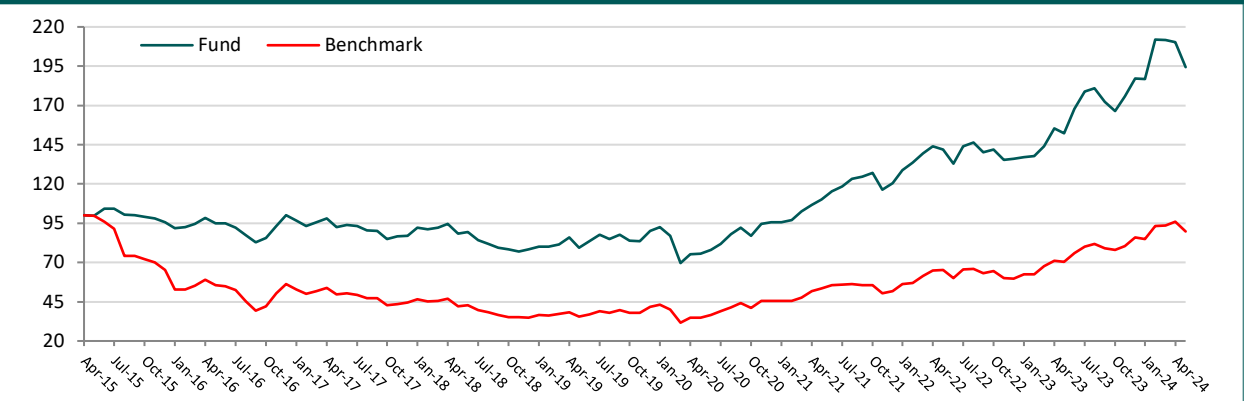
The Objective of the Fund

The Fund aims to achieve long-term capital appreciation attained by investing mainly in Shariah-Compliant Initial Public Offerings of Saudi Companies, Right Issues and Rump Offering as well as Shariah-Compliant Saudi Companies that have been listed in the Saudi Stock Exchange for 5 years or less. The Fund may also invest in shariah compliant funds with similar objectives.

Fund Information

Type of Fund	Open-ended Fund
Level of Risk	High
Fund Manager	Alinma Investment Company
Fund Listing	Saudi Arabia
Fund Start Date	26 April 2015
Benchmark	Alinma Saudi IPO Equities Islamic Index by IR
Unit Price upon Offering	10.00
Unit Price (SAR)	19.46
Net Asset Value (SAR)	234,687,295.74
Currency of the Fund	Saudi Riyal
Initial Investment (SAR)	SAR 5,000
Subsequent Investment (SAR)	Minimum of SAR 1,000
Minimum Redemption (SAR)	Minimum of SAR 1,000
Valuation Days	Monday and Wednesday of every week
Subscription Fees	1.5% of subscribed amount
Management Fees	1% per annum
Redemption Fees	1.5% if exit before 30 days
Sharia Board	Yes
Bloomberg Code	ALINIPO AB EQUITY

Performance & Risk Parameters



	1M	3M	YTD	1Y	2Y	SI
Fund	-7.41%	-8.20%	3.86%	27.73%	37.03%	94.55%
BM	-6.74%	-3.86%	4.16%	27.49%	37.27%	-10.41%
Gap	-0.67%	-4.35%	-0.30%	0.24%	-0.24%	104.96%

	2023	2022	2021
Fund	37.79%	12.77%	26.29%
BM	44.10%	15.02%	14.14%
Gap	-6.31%	-2.25%	12.15%

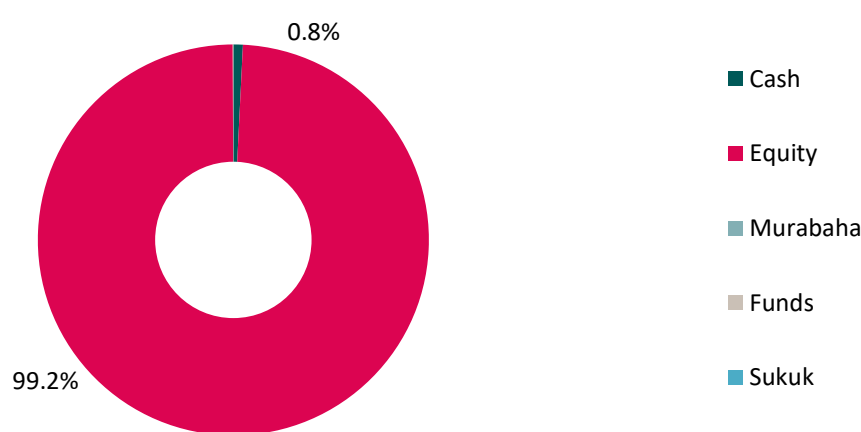
	Avg R	SD	Sharpe*	Alpha**	Beta**	Correlation**
Fund	7.59%	12.12%	0.40	5.51%	0.62	0.82
BM	-1.20%	15.81%	-0.25			

* Risk-Free interest rate is taken to be the Saudi Interbank Average
** relative to benchmark
Note: Statistics are based on Inception Date

Abbreviations

* YTD: Year To Date * SD: Standard Deviation * BM: Benchmark
* SI: Since Inception * Avg R: Average Return

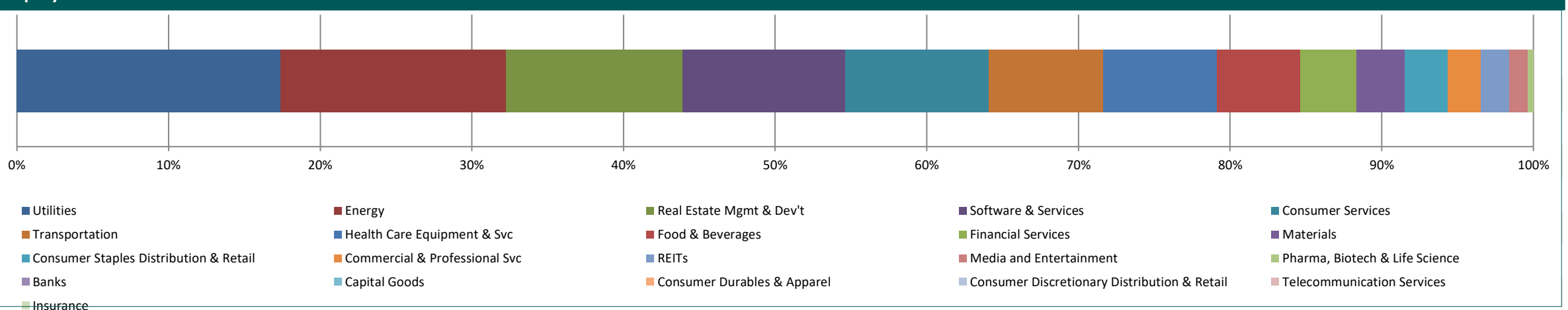
Asset Class Distribution



Latest IPOs Listed (Excluding REITs)

Code	Stock	Sector	Listing Dt	IPO Pr	Closing Pr	Perform
2284	Modern Mills	Food & Beverages	27-Mar-24	48.00	48.00	0.00%
4016	AVALON Pharma	Pharma, Biotech & Life Science	27-Feb-24	82.00	128.00	56.10%
4263	SAL	Transportation	10-Nov-23	106.00	254.40	140.00%
2382	ADES	Energy	26-Sep-23	13.50	18.06	33.78%
4262	LUMI	Transportation	25-Sep-23	66.00	82.90	25.61%
2283	First Mills	Food & Beverages	22-Jun-23	60.00	70.50	17.50%
4015	Jamjoom	Pharma, Biotech & Life Science	20-Jun-23	60.00	132.60	121.00%
1833	Almawarid	Commercial & Prof. Svc	19-Jun-23	64.00	114.00	78.13%

Equity Sector Allocation



General Information

Index	Close	Max	Min	MTD %	YTD %	Capitalization (LC)	P/E	P/B	D/Y
TASI	11,503.49	12,460.11	11,503.49	-7.19%	-3.88%	10,235.59	19.92	2.31	3.61
MXEF	1,048.96	1,101.91	1,045.52	0.29%	3.21%	20,655.00	14.97	1.68	2.77

Average Turnover	YoY Change %	Foreign Owner %	
TASI	6,480,297,511	9.59%	10.20%

Best Sector	Utilities	MTD	-1.31%
Worst Sector	Real Estate Mgmt & Dev't	MTD	-14.30%

BRENT	SAIB-6m	FOMC Meeting Information
Closing: 81.11	Closing: 6.1113%	Meeting Held: 01-05-2024
MTD %: -6.05%	Month Avg: 0.5624%	Rate Decided: 5.50%
YTD %: 6.92%	Change in MoM AVG: 0.9940%	Next Meeting: 12-06-2024
		Expected AVG Rate: 5.49%

Disclaimer

This material was produced by Alinma Investment, a firm regulated by the Capital Market Authority of KSA. Past performance is not a guide to future returns. All the information contained in this document is believed to be reliable but may be inaccurate or incomplete. A full explanation of the characteristics of the investment is given in the prospectus. Any opinions stated are honestly held but are not guaranteed. The outlook expressed in this fact sheet represents the views of the fund manager at the time of preparation and are not necessarily those of the Alinma Investment as a whole. They may be subject to change and should not be interpreted as investment advice. The document is meant for financial promotion and does not provide you with all the facts you need to make an informed decision about investing and hence is not intended to constitute investment advice. The information provided should not be considered as a recommendation or solicitation to purchase, sell or hold these securities. It should also not be assumed that any investment in these securities was or will be, profitable. Alinma Investment accepts no liability for any loss arising from the use of this document or its contents or otherwise arising in connection therewith. Alinma Investment shall have no responsibility or liability whatsoever in respect of any inaccuracy in or omission from this or any other document prepared by Alinma Investment for, or sent by Alinma Investment to any person and any such person shall be responsible for conducting his own investigation and analysis of the information contained or referred to in this document and of evaluating the merits and risks involved in the securities forming the subject matter of this or other such document. Alinma Investment is authorized and regulated by the Capital Market Authority(CMA) in the Kingdom of Saudi Arabia.

Head Office الإدارة العامة

P. O. Box 55560 الرياض 11544 المملكة العربية السعودية KSA

Tel +966 (11) 218 5999 هاتف
Fax +966 (11) 218 5970 فاكس
www.alinmainvestment.com

Classification: Private