

Alinma IPO Fund

Approved by Alinma Sharia Board

الإيمان للاستثمار

alinma investment



September 2024

C. R. No. 1010269764 | CMA License No. 09134 - 37

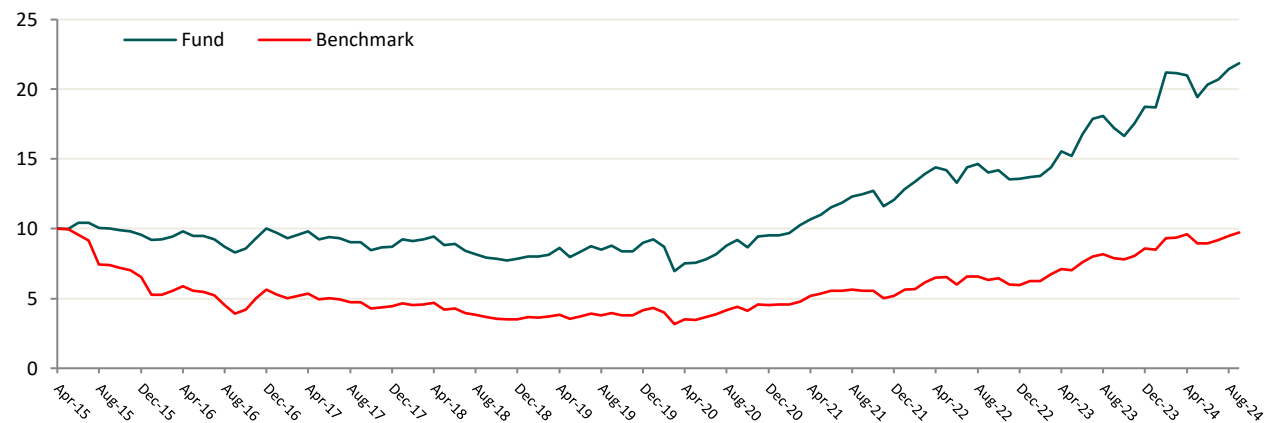
The Objective of the Fund

The Fund aims to achieve long-term capital appreciation attained by investing mainly in Shariah-Compliant Initial Public Offerings of Saudi Companies, Right Issues and Rump Offering as well as Shariah-Compliant Saudi Companies that have been listed in the Saudi Stock Exchange for 5 years or less. The Fund may also invest in shariah compliant funds with similar

Fund Information

Type of Fund	Open-ended Fund
Level of Risk	High
Fund Manager	Alinma Investment Company
Fund Listing	Saudi Arabia
Fund Start Date	26 April 2015
Benchmark	Alinma Saudi IPO Equities Islamic Index by IR
Unit Price upon Offering	10.00
Unit Price (SAR)	21.87
Net Asset Value (SAR)	223,806,570.93
Currency of the Fund	Saudi Riyal
Initial Investment (SAR)	SAR 5,000
Subsequent Investment (SAR)	Minimum of SAR 1,000
Minimum Redemption (SAR)	Minimum of SAR 1,000
Valuation Days	Monday and Wednesday of every week
Subscription Fees	1.5% of subscribed amount
Management Fees	1% per annum
Redemption Fees	1.5% if exit before 30 days
Sharia Board	Yes
Bloomberg Code	ALNIPO AB EQUITY

Performance & Risk Parameters



Cumulative	1M	3M	YTD	1Y	2Y	SI
Fund	2.38%	7.53%	16.74%	26.53%	25.66%	8.65%
BM	3.55%	9.06%	13.35%	23.24%	25.17%	-0.27%
Gap	-1.16%	-1.53%	3.38%	3.29%	0.49%	8.91%

Annualized	3 Years	5 Years	10 Years	SI
Fund	21.17%	20.02%	N/A	8.65%
BM	20.83%	19.81%	N/A	-0.27%
Gap	0.34%	0.21%	N/A	8.91%

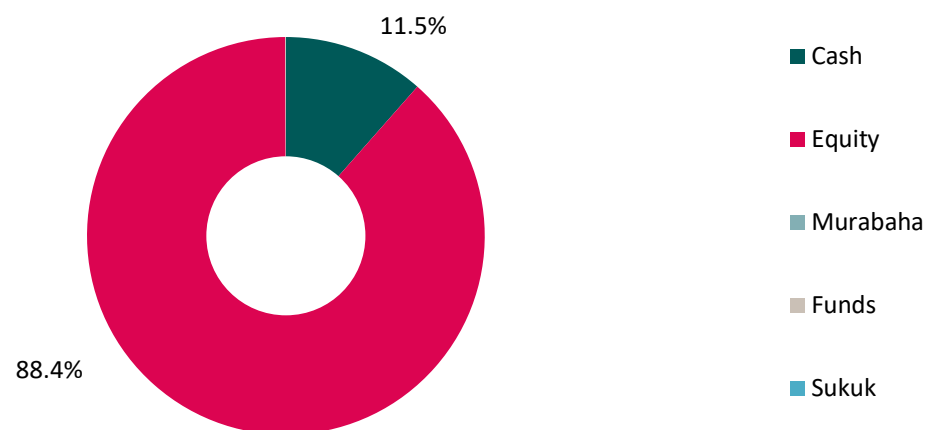
	2023	2022	2021
Fund	37.79%	12.77%	26.29%
BM	44.10%	15.02%	14.14%
Gap	-6.31%	-2.25%	12.15%

	Avg R	SD	Sharpe*	Alpha**	Beta**	Correlation**
Fund	8.65%	12.04%	0.48	5.78%	0.63	0.82
BM	-0.27%	15.70%	-0.20			

Abbreviations

- * YTD: Year To Date
 - * SD: Standard Deviation
 - * BM: Benchmark
 - * SI: Since Inception
 - * Avg R: Average Return
 - * Risk-Free interest rate is taken to be the Saudi Interbank Average
 - ** Relative to benchmark
- Note: Statistics are based on Inception Date

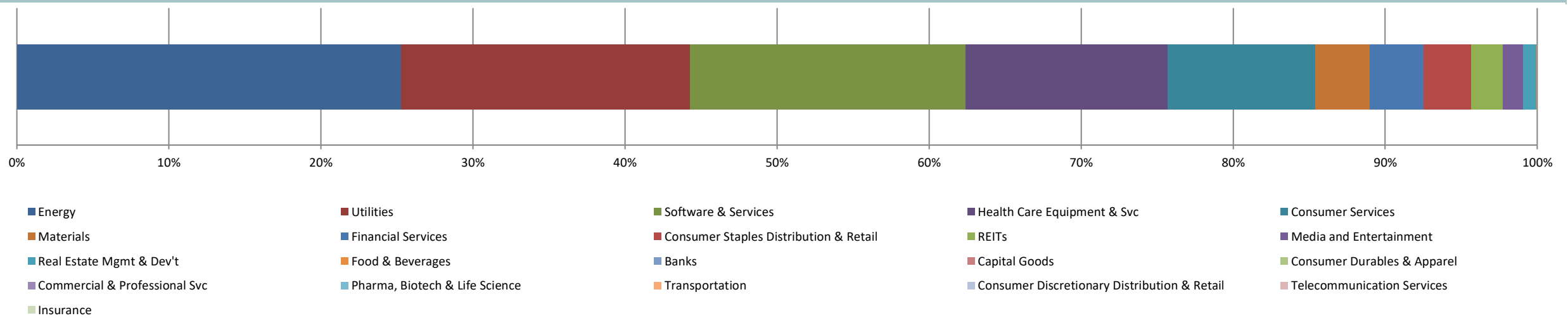
Asset Class Distribution



Latest IPOs Listed (Excluding REITs)

Code	Stock	Sector	Listing Dt	IPO Pr	Closing Pr	Perform
4017	FAKEEH CARE	Health Care Equipment & Svc	5-Jun-24	57.50	58.50	1.74%
2084	MAHONA	Utilities	6-Jun-24	11.50	30.30	163.48%
1834	SMASCO	Commercial & Professional Svc	12-Jun-24	7.50	8.86	18.13%
8313	RASAN	Insurance	13-Jun-24	37.00	62.90	70.00%
4143	TALCO	Capital Goods	13-Jun-24	43.00	59.30	37.91%
2284	Modern Mills	Food & Beverages	27-Mar-24	48.00	48.40	0.83%
4016	AVALON Pharma	Pharma, Biotech & Life Science	27-Feb-24	82.00	140.00	70.73%

Equity Sector Allocation



General Information

Index	Close	Max	Min	MTD %	YTD %	Capitalization (LC)	P/E	P/B	D/Y	
MXEF	1,170.85	1,174.52	1,058.69	6.45%	15.20%	22,824.00	16.24	1.92	2.48	
Average Turnover		YoY Change %		Foreign Owner %		BRENT		SAIB-6m		
TASI	6,673,590,828		-12.42%		10.85%		Closing	71.70	Closing	5.4866%
Best Sector	Utilities		MTD		12.51%		MTD %	-6.80%	Month Avg	-6.0374%
Worst Sector	Insurance		MTD		-6.67%		YTD %	-5.48%	Change in MoM AVG	-4.1677%

FOMC Meeting Information

Meeting Held	18-09-2024
Rate Decided	5.23%
Next Meeting	07-11-2024
Expected AVG Rate	4.72%

Disclaimer

This material was produced by Alinma Investment, a firm regulated by the Capital Market Authority of KSA. Past performance is not a guide to future returns. All the information contained in this document is believed to be reliable but may be inaccurate or incomplete. A full explanation of the characteristics of the investment is given in the prospectus. Any opinions stated are honestly held but are not guaranteed. The outlook expressed in this fact sheet represents the views of the fund manager at the time of preparation and are not necessarily those of the Alinma Investment as a whole. They may be subject to change and should not be interpreted as investment advice. The document is meant for financial promotion and does not provide you with all the facts you need to make an informed decision about investing and hence is not intended to constitute investment advice. The information provided should not be considered as a recommendation or solicitation to purchase, sell or hold these securities. It should also not be assumed that any investment in these securities was or will be, profitable. Alinma Investment accepts no liability for any loss arising from the use of this document or its contents or otherwise arising in connection therewith. Alinma Investment shall have no responsibility or liability whatsoever in respect of any inaccuracy in or omission from this or any other document prepared by Alinma Investment for, or sent by Alinma Investment to any person and any such person shall be responsible for conducting his own investigation and analysis of the information contained or referred to in this document and of evaluating the merits and risks involved in the securities forming the subject matter of this or other such document. Alinma Investment is authorized and regulated by the Capital Market Authority (CMA) in the Kingdom of Saudi Arabia.

Head Office الإدارة العامة
 P. O. Box 55560
 الرياض 11544
 المملكة العربية السعودية KSA
 هاتف +966 (11) 218 5999
 فاكس +966 (11) 218 5970

Classification: Private